



2023

(ESG)



Contents

.....	03
.....	03
.....	04
.....	05
.....	06
.....	07
.....	08
.....	08
.....	09
.....	10
.....	13
.....	18
.....	19
.....	21
.....	22
.....	25
.....	26
.....	28
.....	29
.....	29
.....	34
.....	35
.....	37
.....	38
.....	40
.....	41
.....	42
.....	43
.....	44
.....	45
.....	46

2024

About This Report

2023

ESG

2023

2023 1 1 2023 12 31

www.cninfo.com.cn

www.honz.com.cn





About Honz





Happy face®

Happy Face®




20

Carefor® OEM/ODM



3



■ 30

■ 500

■ 100

■ 22 200 5

■ 58

■ 1000 4





2007

2008
2009

2010
2011
2012
2013
2014

500

2015
2016
2017

2018
2019
2020

2021

" "

ESG

TOP100

2022

31
44

2023

40

TOP100
TOP100

ESG

ESG

CCTV1

2023


" "


T50

2022
2022

" "
" "

" "






ESG

Environment

Green Production, Low- carbon Operation





■

"

"

1

2023

		2022	2023	170 /	133 /

/

Á

/



--

	2
	3
	4
	100%

Description Of Pollution

200 2023 19857.27 54.40

2023			
		2023	
		19857.27	
	/	1.4344	
COD		0.437	
		0.051	

2 h 2023

2023			
		2023	
		3440320	
		0.278	
		0.0571	
		0.0206	

2023

2023			
		2023	
		22.71	
	/	1254.233	

;

2023			
		2023	
COD		0.072	
		0.005	
		0.314	
		0.003	

SO2 NOx

—

2023			
		1205.76	
SO ₂		0.00038	
NO _x		0.053	

2023			
		1951	
COD _{cr}		0.037	
NH ₃ -N		0.009	

2023			
		14.86	
		0.529	



3 / 2023

585

2.34

GB 21908-2008

2 h

2023

2023			
		585	
	/	0.48	
COD		0.04	
		0.001	

2 h

2023

2023			
		121 56	
		0.09	
		0.008	
		0.0015	

2023

(2020)

(2021)

2023			
		2023	
		0.293	
	/	0.00024	

The Usage Of Resources And Energy

2023		
		2023
		4154286.07
		17.529
		67246

2023		
		2023
		887470
	/	177.494
		652821
	/	130.5642
		28315

2023		
		2023
		1289000
		836
		45137

2023			
		1812	
		107924	
		210	

2023		
		2023
		194403
	/	162
		1.60
	/	12.35
95#		182.41
98#		12.07
		3580
	/	2.98



Greenhouse Gas Emissions And Measures To Address Climate Change

2

3

4

2023		
		2023
		379.03
		1442.51
		1821.54
	/	0.064

2023		
		2023
		31640
	g/L	1.87

■	2023	2063386
	2057.2	1624906
		1722400.36
■	2023	659670
■	2023	13
		14.6%
		2022

Energy Conservation Measures And Use Of Clean Energy

■

2023

170 /

133 /

2023

LED

2023 206.34 162.49

43.85

26

■

1 2023

500

2 4%

3 2023 20%

■

2023 2022 2023

0.075 2023 4.7 3.59

■

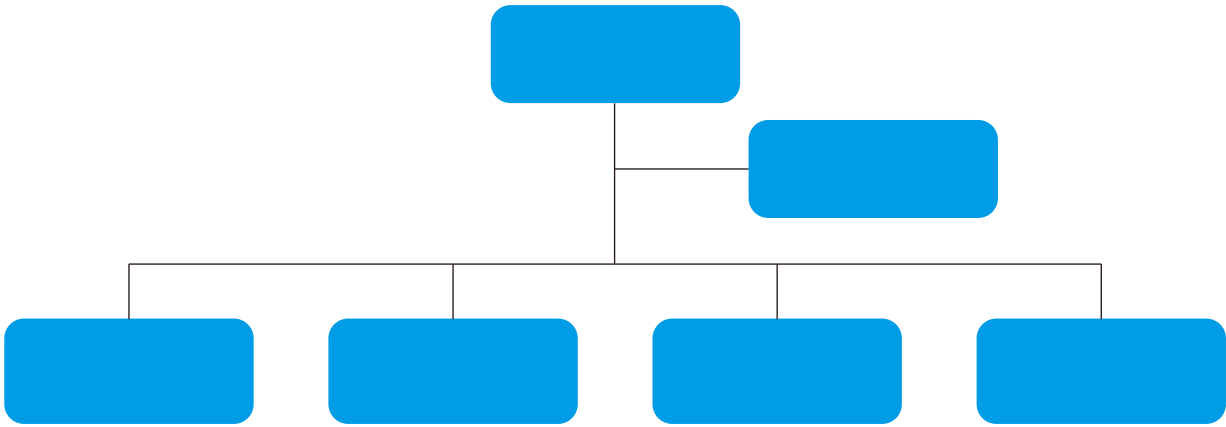
2023 2023

Construction Of Emergency Management System

(2021



2023



1			✓	✓		✓	✓	
2			✓	✓		✓	✓	
3			✓		✓		✓	
4		/	✓	✓				
5		/	✓	✓	✓	✓	✓	

1			20	
2			2	
3			15	
4			60	
5			600	
6			5	
7			2	
8			4	
9				
10				
11				
12			1	
13			1	
14			4	
15			20	
16			64	
17			64	
18			64	
19			140	
20			185	

Society

Product- Oriented, Employee- Based





Product safety And Responsibilities

"

"

1

GMP

ICH ISO ISPE WHO

GMP

2

0898- 66802060

400- 8866- 126

3

5

ISO 22716

-


GMP

10

RO

ERP






Privacy And Information Security

IP Guard

2023



Protection Of Employees' Rights

" "

■

■

1

" " " " " "

GMP GSP

2

" "

2023

3

4



2

3







Supply Chain Management

GMP

" A "

170

C D

D

C

A B



30

2023

1

2023 12 18 23 59

6.2

50



2

2023

10



1 " " 2023 "

2 2023 " " 14 10

2024





Board Of Directors

2023	8		31	19	
	7	1	3	1/3	
				2	---
				2	---
	15	7	2	4	2023 2

1
2023

" "

2

2022

2023

11

2023

66

10%

3

2023 12 31

0

EHS

"

"

2023

"

"



Investor Relations Management



2023

10

2023

36

36

www.cninfo.com.cn

2023

2

"

4

"

156

100%

2 —

2023

65

101



Guarantee The Rights Of Shareholders To Participate In Company's Decision- marking

30%

2022	0	- 187,584,710.74	0
2021	0	10,987,504.99	0
2020	9,000,000	9,339,252.11	96.37%



2024

Commitment Of Responsibility For 2024



2023

" "

2024

" "

2024